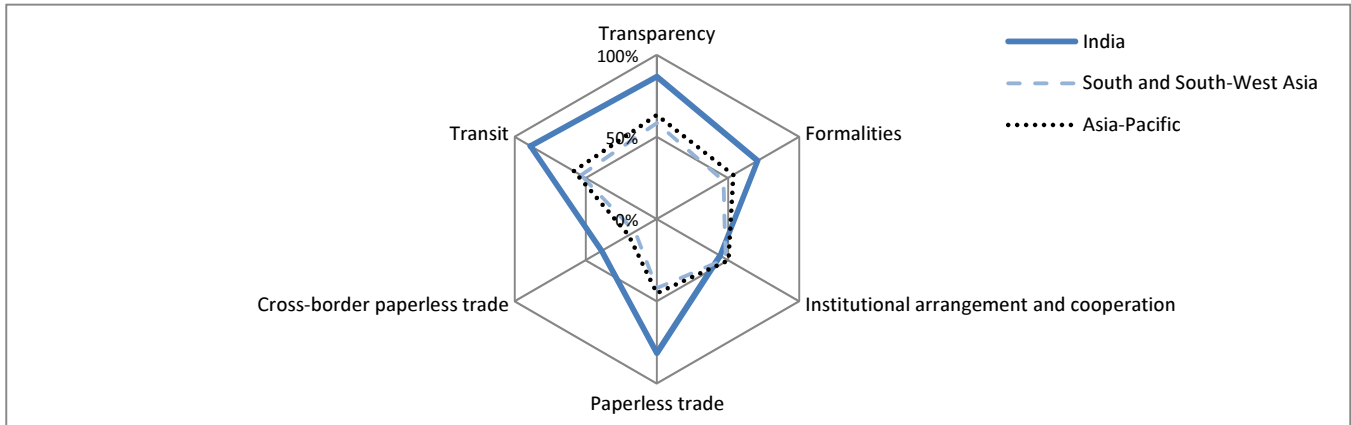
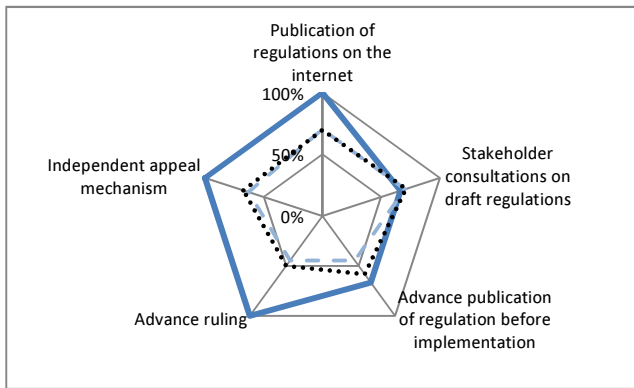


Joint United Nations Regional Commissions  
**Trade Facilitation and Paperless Trade Implementation Survey 2015**


**INDIA**



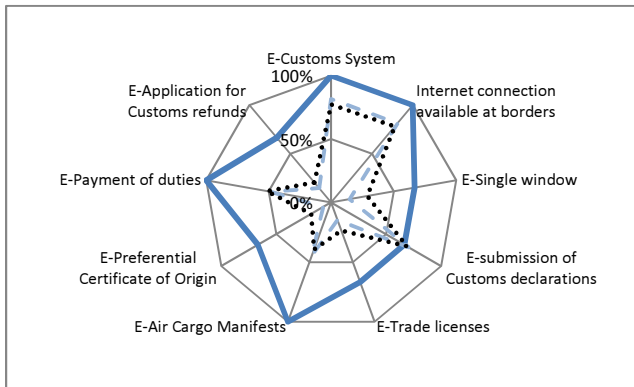
**Transparency**



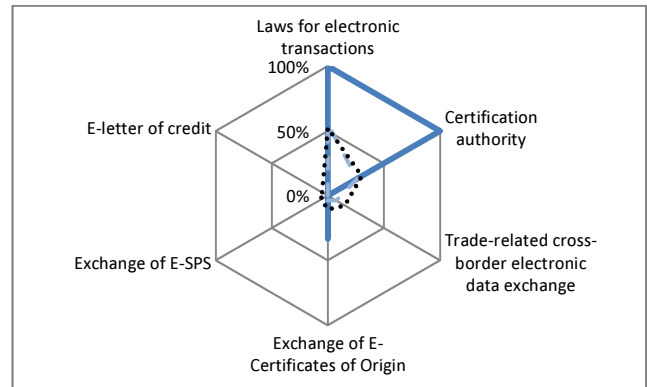
**Formalities**



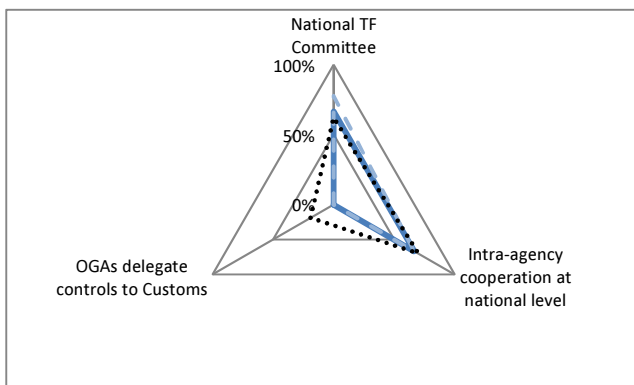
**Paperless trade**



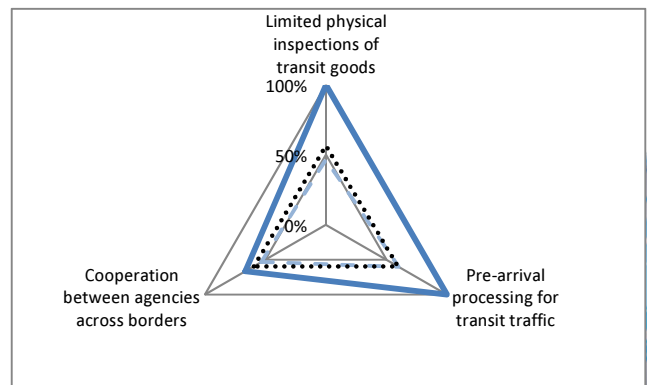
**Cross-border paperless trade**



**Institutional arrangement and cooperation**



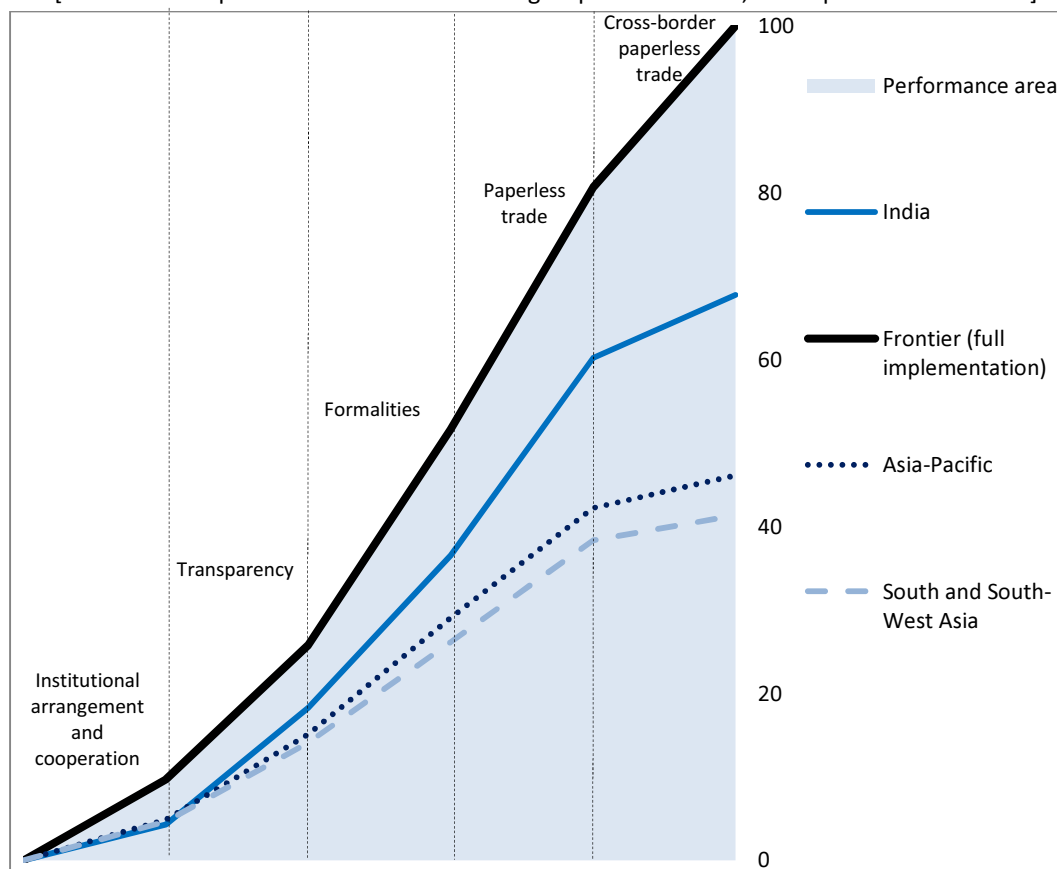
**Transit**



## INDIA

### Moving up the trade facilitation ladder towards seamless international supply chains

[Cumulative implementation scores of core groups of measures; full implementation =100]



The level of implementation of trade facilitation measures in India (64%) is above the level in Asia-Pacific (46.5%). It also exceeds the level of implementation in South and South-West (42%). Among the five core groups of trade facilitation measures, the most implemented trade in India are “Transparency” measures (86.7%). The least implemented are “Cross-border paperless trade” measures (38.9%). “Transit” measures are also well implemented (88.9%).

Implementation of “Transparency” measures is above both the regional and sub-regional averages. The measures least implemented in this area in India are *Stakeholder consultations on draft regulations* and *Advance publication of regulation before implementation*. Implementation of improved “Formalities” is higher than both the regional and sub-regional averages. The least implemented measure in this area is *Publication of average release times*.

In “Paperless trade”, India’s implementation is above the regional and sub-regional average. *E-Single window*, *E-submission of Customs declarations*, *E-Trade licenses*, *E-Preferential Certificate of Origin* and *E-Application for Customs refunds* are least implemented.

India may focus its trade facilitation efforts in particular on implementation of “Institutional arrangement and cooperation” measures, as well as on moving towards “Cross-border paperless trade”.