
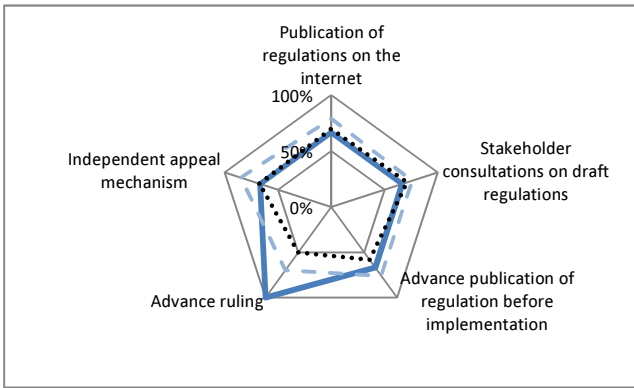


Joint United Nations Regional Commissions
Trade Facilitation and Paperless Trade Implementation Survey 2015

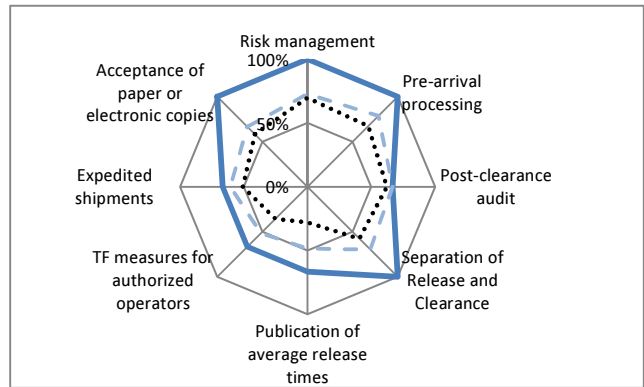
PHILIPPINES



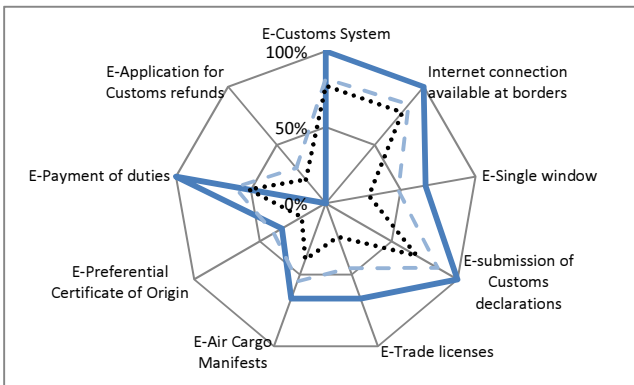
Transparency



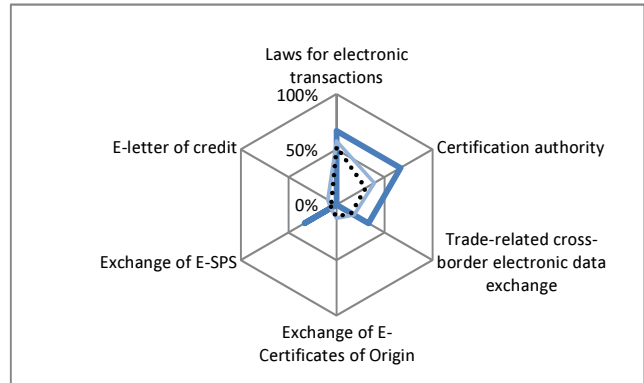
Formalities



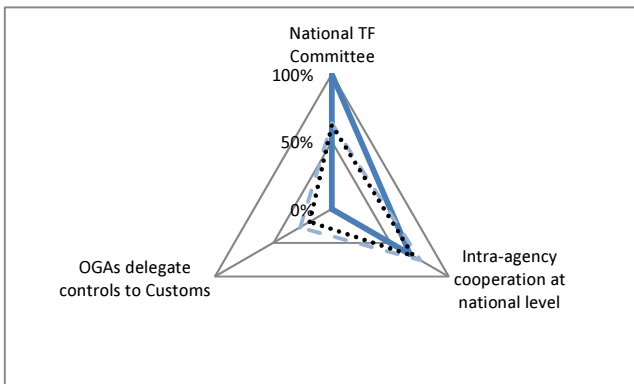
Paperless trade



Cross-border paperless trade



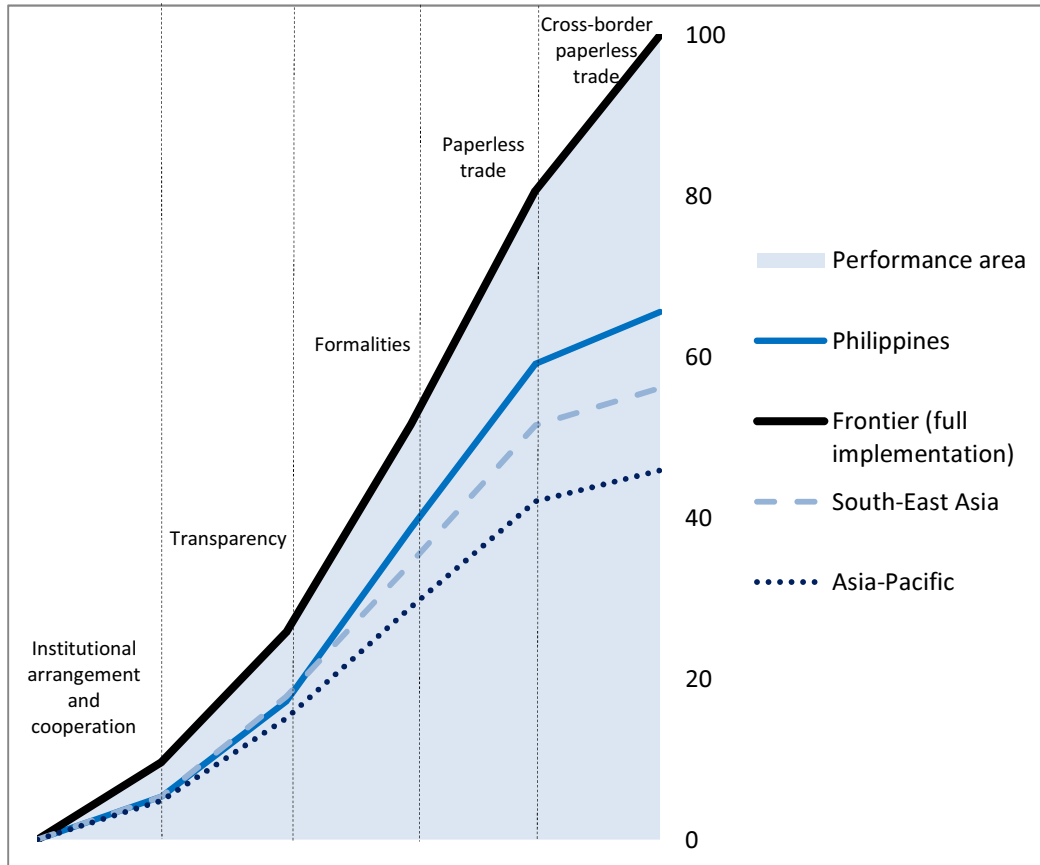
Institutional arrangement and cooperation



PHILIPPINES

Moving up the trade facilitation ladder towards seamless international supply chains

[Cumulative implementation scores of core groups of measures; full implementation =100]



The level of implementation of trade facilitation measures in the Philippines (63%) is above the level in Asia-Pacific (46.5%). It also exceeds the level of implementation in South-East Asia (56%). Among the five core groups of trade facilitation measures, the most implemented in the Philippines are “Formalities” measures (83.3%). The least implemented are “Cross-border paperless trade” measures (33.3%).

Implementation of “Transparency” measures is above the regional average, but below the sub-regional average. The measures least implemented in this area in the Philippines are *Publication of regulations on the internet*, *Stakeholder consultations on draft regulations*, *Advance publication of regulation before implementation* and *Independent appeal mechanism*. Implementation of improved “Formalities” is higher than both the regional and sub-regional averages. The least implemented measures in this area are *Post-clearance audit*, *Publication of average release times*, *TF measures for authorized operators* and *Expedited shipments*.

In “Paperless trade”, the Philippines’ implementation is higher than both the regional and sub-regional average. *E-Application for Customs refunds* is least implemented.

The Philippines may focus its trade facilitation efforts in particular on full implementation of “Institutional arrangement and cooperation” measures, as well as on moving towards “Cross-border paperless trade”.