



Agriculture E-Certificate Exchange in the Philippines

- Import Procedures for Agricultural Products
- Using E-Certificates to Facilitate Import Quarantine Clearance
- Export Procedures: Commodity Clearance and SPS/Phyto/Health Certificates

Agenda

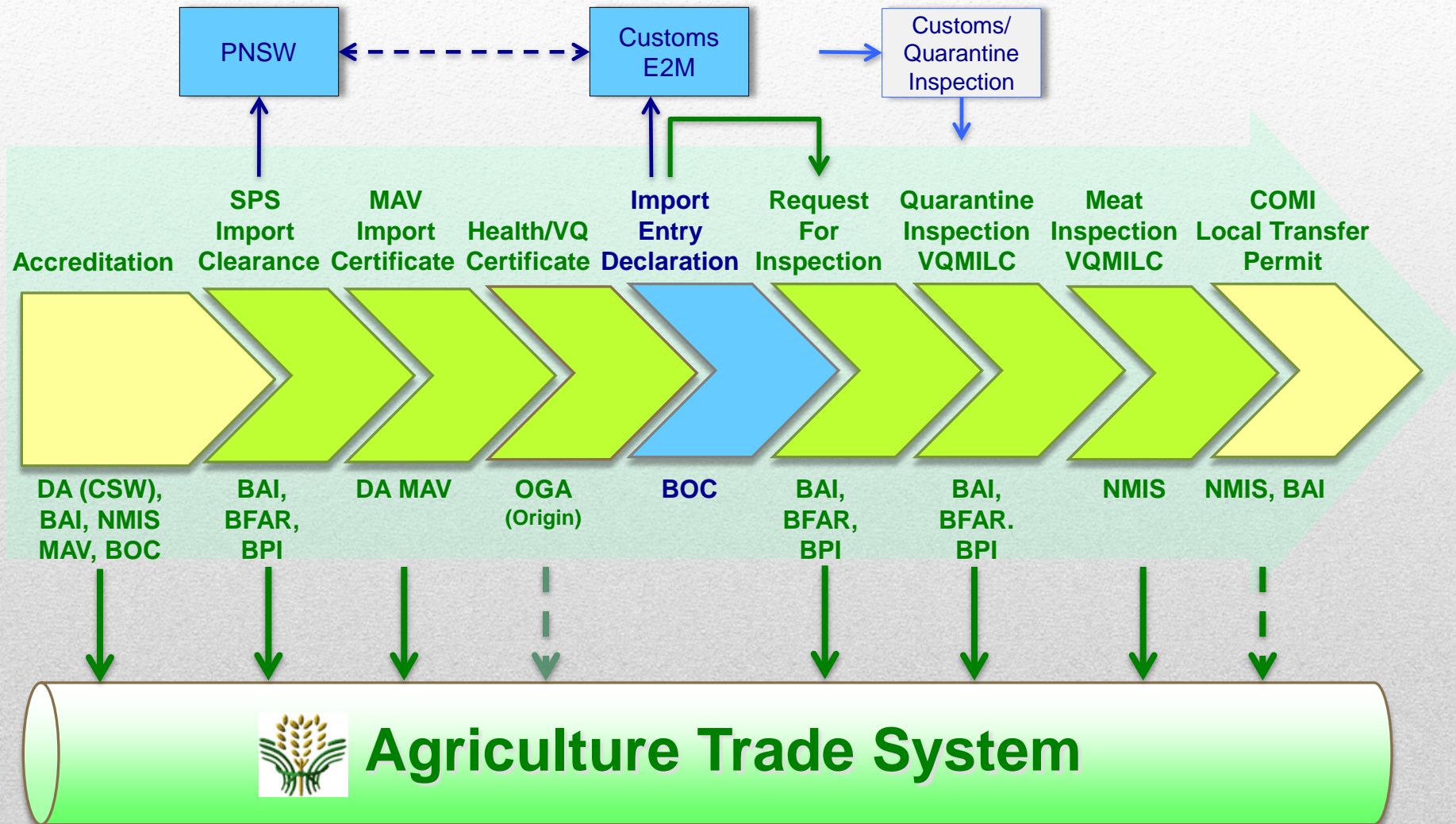
- Initiatives to automate import procedures in 2002
- Implementation of the electronic SPS Import Clearance in 2009
- Enhancements in import procedures integrated to the DA Trade System
- Initiatives on the issuance of the electronic Export Commodity Clearance and E-Certs

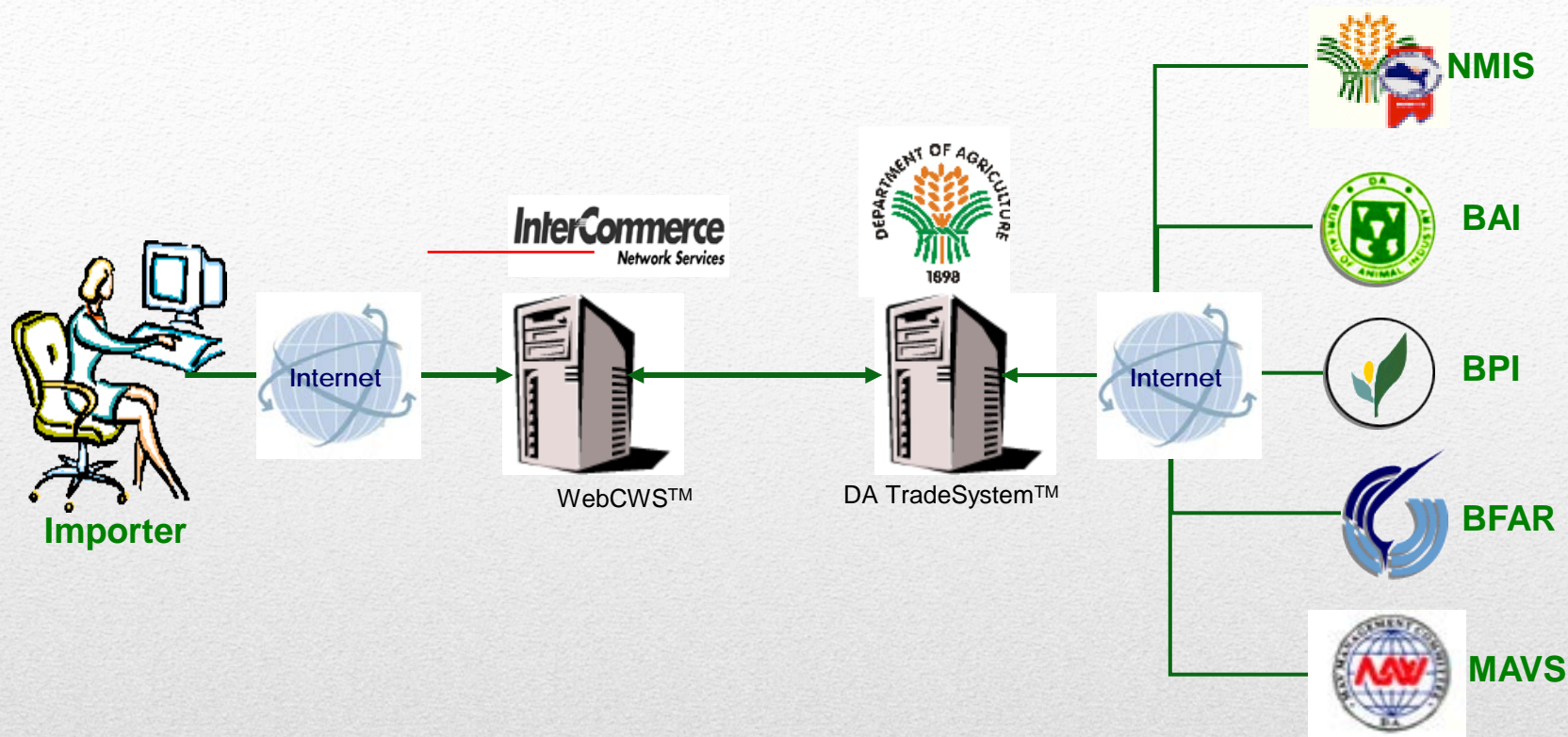
Background

1. Accreditation of qualified importers
2. Pre-clearance of import products, commodities
3. Online submission of application, with support documents (e.g. Pro-forma Invoice, Certificate of Product Registration)
4. Automated validation of application vs accredited importers, approved products and commodities
5. Review of support documents
6. E-Payment of SPS Import Clearance Fee
7. Approval
8. Option to transmit SPS Import Clearance to supplier/exporter
9. Quarantine Inspection and clearance
10. Delivery of reefer cargo to accredited Cold Storage Warehouse for 2nd Border Inspection
11. Certificate of Meat Inspection and Local Transfer Permit (for withdrawal from Cold Storage Warehouse)

Agri Import Processes

Agri Import Workflow





DA : Department of Agriculture
BAI : Bureau of Animal Industry
BFAR : Bureau of Fisheries and Aquatic Resources
BPI : Bureau of Plant Industry
MAVS : Minimum Access Volume Secretariat
NMIS : National Meat Inspection Service

DA Trade System Overview (Import)

- **Manual Import Permit** (before automation)
 - Accreditation and verification of importers
 - 3 to 5 days to process manually
 - OTC Payment of Permit Fees
 - Issue on authenticity, integrity of Permits (hard copies)
- **Electronic SPS Import Clearance**
 - Accreditation of importers and cold storage warehouse
 - Pre-clearance of products to be imported by accredited importers
 - Online submission of application, automated validation, processing, payment of fees and approval

Changes in Permit Procedures

- **Online application by importers thru service provider**
 - Online submission of application data and attached support documents
 - Automated validation of data prior to submission
- **Electronic review, autodebit payment of fees and approval**
 - Bureau Officers review application and support documents online
 - Payment of fees autodebited from advanced deposits (or, autodebit from bank account)
 - Online approval by Head of Agency
- **Submission to the Philippine National Single Window**
 - Automated transmission of SPS data to PNSW
- **SPS Import Clearance presented to Agency Port Quarantine Officer upon arrival of cargo**
 - SPS printed online and presented to Quarantine Officer during quarantine inspection (pending interface of Customs system to PNSW)

SPS Import Clearance

Manual Procedures

- Receipt of Request for Inspection (RFI) and support documents:
 - SPS Import Clearance
 - **SPS/Phyto/Health Certificate**
 - Commercial Invoice
 - AWB/BL
 - Customs/Import Declaration
- Verification of documents
- Collection of Quarantine Inspection Fee
- Quarantine Inspection
- Issuance of Quarantine Clearance
- Preparation and submission of quarantine inspection report

Import Quarantine Clearance

Electronic Procedures

- Electronic receipt of Request for Inspection (eRFI) and support documents
- Automated data validation (eg. SPS Import Clearance, AWB/BL E-Certificate *prior to goods arrival*)
- Verification of other support documents commercial invoice, Import Declaration)
- E-Payment of Quarantine Inspection Fee
- Quarantine Inspection (target high risk)
- Issuance of Quarantine Clearance
- Automated generation of Inspection Report

Import Quarantine Clearance

- **Databases**

- Importers (Agri Agencies, Customs and Economic/Freeport Zone Authorities)
- Import Products per Importer (DA or FDA Certificate of Product Registration, if applicable)
- Cold Storage Warehouse (destination of import shipment)

- **ePayment of Fees**

- Advance deposits
- *ePayment thru Banks*

- **SPS Import Clearance Validity : Prior to Loading/
Departure from Origin**

E-SPS Import Clearance Requisites

- **PH Import Procedures Requirement**

- Import Permit (SPS Import Clearance) has to be valid at the time of export shipment from origin, to be validated against the B/L date

- **Issuance of Certificate by Authority at Origin**

- Clarification on procedures in the issuance of Cert by authority
- Application and issuance of Certificate to include import permit reference number, to be added in Certificate data field; Certificate to

- **G2G Exchange of E-Cert**

- Add import permit reference number in E-Cert



Receipt of e-Cert

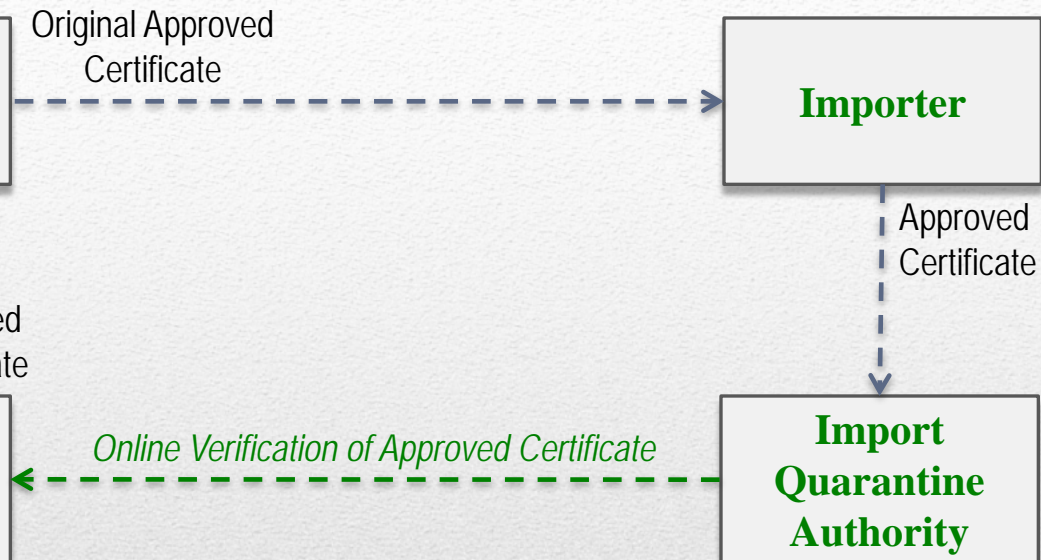
- **Exporter Accreditation**
- **Commodity Clearance** (if applicable)
 - Manual submission, processing and approval prior to filing of export declaration
- **SPS/Phyto/Health Certificate**
 - Product registration and laboratory test (as may be applicable)
 - Application for SPS/Phyto/Health Certificate manually submitted for processing
 - SPS/Phyto/Health Certificate approval and issuance after joint inspection (with Customs)

Export Procedures

Export Workflow



Import Workflow



SPS/PHYTO/HEALTH Certificate Exchange : Manual

Export Workflow



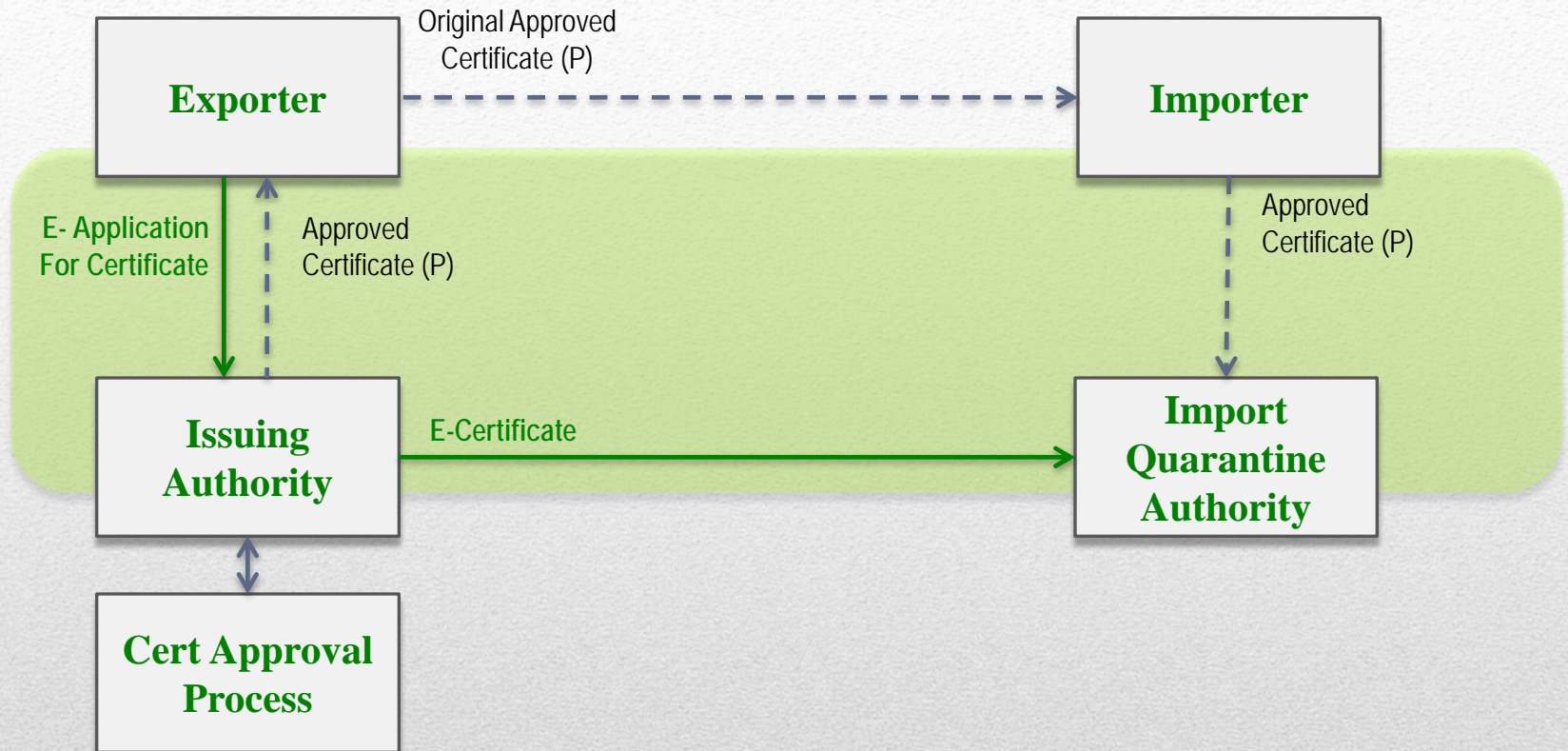
Import Workflow



SPS/PHYTO/HEALTH E-Certificate Exchange (G2G)

Export Workflow

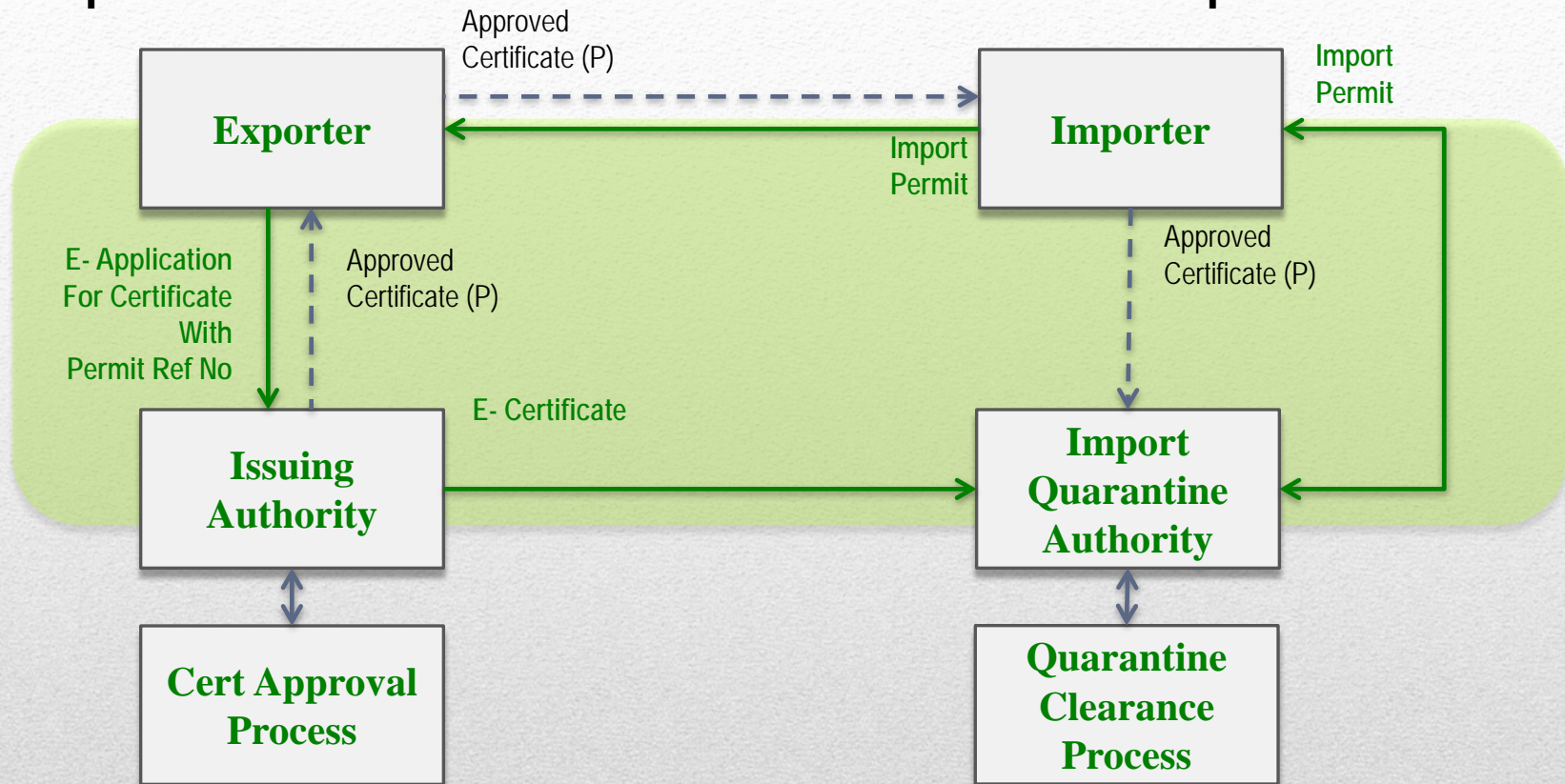
Import Workflow



SPS/PHYTO/HEALTH PAA E-Certificate Exchange

Export Workflow

Import Workflow



SPS/PHYTO/HEALTH PAA E-Certificate Exchange (PH)

1. E-SPS Import Clearance/Permit Application
2. Approved Import Permit transmitted to Exporter
3. Exporter E-Cert Application, with SPS Import Clearance/Permit Reference Number
4. Issuance of Certificate (original in paper)
5. Transmission of E-Cert by Issuing Authority to Import Quarantine Authority
6. Automated validation of E-Cert vis-à-vis SPS Import Clearance
7. Advanced risk management, import clearance
8. Transmission of advise on the utilization of E-Cert

SPS/PHYTO/HEALTH E-Certificate Exchange (PH)

- Readiness of Quarantine Authorities to issue E-Cert to facilitate export clearance, or to receive and process E-Cert to facilitate import clearance
 - Automated processes and procedures
 - Laws and implementing guidelines
- Acceptable procedures and SPS/Phyto/Health standards in the issuance of E-Cert
- E-Cert Standards eg UN/CEFACT, IPPC
- Data security and integrity in G2G, and G2B2G Exchange

SPS/PHYTO/HEALTH E-Certificate Exchange Challenges

- Enhance compliance to health and safety requirements
- Standardized protocols in the issuance of E-Certs
- Facilitate issuance of import permits and E-Certs
- High data authenticity and integrity
- Expedite quarantine clearance at ports
- Reduce costs

SPS/PHYTO/HEALTH E-Certificate Exchange Benefits

Facilitate quarantine clearance

- Advanced verification of documents, eg Certificate vs the Import Permit
- Profiling importers and exporters, use identifiers
- Product identifiers (HSCode, Scientific Name, Other attributes, eg. GTIN) and product admission processes
- Re-use definitive admission decisions
- Examination can focus on higher risk products

Reduce errors in Certificates

- Certificates issued reference to import permits, specifying products which may be imported and requisite conditions for importation

Enhanced Risk Management



Thank You !