

National Workshop on Establishing a Single Window in Mongolia
29 September - 1 October 2009, Ulaanbatar, Mongolia

Trade Facilitation and Single Window in Asia and the Pacific

Mr. Peng Bin
Economic Affairs Officer
Trade Facilitation Section
Trade and Investment Division
ESCAP



UNITED NATIONS
ESCAP

Economic and Social Commission for Asia and the Pacific

Content

- Trade facilitation in the region: Overview
- Constraints of doing business
- Development of Single Window in the region
- ESCAP approach to promote Single Window

Trade facilitation in Asia-Pacific



Disclaimer: The boundaries shown on this map do not imply official endorsement or acceptance by the United Nations

Trade facilitation in Asia - Pacific

- 37 out of 153 signed RTAs in Asia Pacific contain trade facilitation provisions (ESCAP, APTIAD 2009)
 - ✓ Including the simplification of customs procedures and the use of ICT and e-commerce
- A number of economies have established or are in the process of establishing Single Window (Singapore, Hong Kong, China, Republic of Korea, Malaysia, Thailand.....)

Top 10 trade facilitators in the world

Economy	Trading across borders ranking	Documents for export (number)	Time for export (days)	Cost to export (US\$ per container)	Documents for import (number)	Time for import (days)	Cost to import (US\$ per container)
Singapore	1	4	5	456	4	3	439
Hong Kong, China	2	4	6	625	4	5	583
Estonia	3	3	5	730	4	5	740
Finland	4	4	8	540	5	8	620
United Arab Emirates	5	4	8	593	5	9	579
Denmark	6	4	5	744	3	5	744
Sweden	7	4	8	697	3	6	735
Republic of Korea	8	3	8	742	3	8	742
Norway	9	4	7	830	4	7	729
Panama	10	3	9	729	4	9	879

Source: Compiled based on World Bank, Doing Business 2010 Report



UNITED NATIONS
ESCAP
Economic and Social Commission for Asia and the Pacific

Mongolia in comparison

Trade facilitation performance: Business perspective

Country	Average time to clear direct exports through Customs (days)	Average time to clear imports from Customs (days)	% of firms that use material inputs and/or supplies of foreign origin	% of firms identifying Customs & trade regulations as a major constraints
East Asia & Pacific	5.35	5.95	67.15	18.42
Eastern Europe & Central Asia	4.39	8.8	62.56	13.39
South Asia	8.4	9.85	51.26	12.25
OECD	5.35	5.66	40.45	6.79
All countries	6.05	10.07	60.84	16.85
<i>Mongolia</i>	<i>18.56</i>	<i>8.23</i>	<i>67.37</i>	<i>23.71</i>

Source: World Bank, <http://www.enterprisesurveys.org>

Trade facilitation in Mongolia

Trade facilitation performance: Year on year change in Mongolia


Year	Trading across borders ranking	Documents for export (number)	Time for export (days)	Cost to export (US\$ per container)	Documents for import (number)	Time for import (days)	Cost to import (US\$ per container)
2006	n.a	10	58	1,807	10	59	3,197
2007	n.a	8	33	1,807	8	33	2,274
2008	149	8	33	1,807	8	33	2,274
2009	156	8	49	2,131	8	49	2,274
2010	155	9	46	2,131	8	47	2,274

Note: Ranking among 181 economies

Source: World Bank, Doing Business (<http://www.doingbusiness.org>)

Constraints of doing business in developing countries

Figure II. Most problematic areas in conducting trade in selected developing countries in Asia and the Pacific*



Sources: ESCAP, *Studies in Trade and Investment*, No. 57, 2006; and Prasad, 2007.

* Based on exploratory private sector surveys in Bangladesh, China, Fiji, India, Indonesia and Nepal conducted in 2005.

Constraints of doing business in Mongolia

Time and costs associated with export and import procedures in Mongolia

	Export		Import	
Nature of procedures	Duration (days)	US\$ Cost	Duration (days)	US\$ Cost
Documents preparation	28	145	28	144
Customs clearance and technical control	2	126	4	50
Ports and terminal handling	2	80	2	80
Inland transportation and handling	14	1780	13	2000
Totals:	46	2131	47	2274

Source: World Bank, Doing Business 2010 Report

Development of Single Window

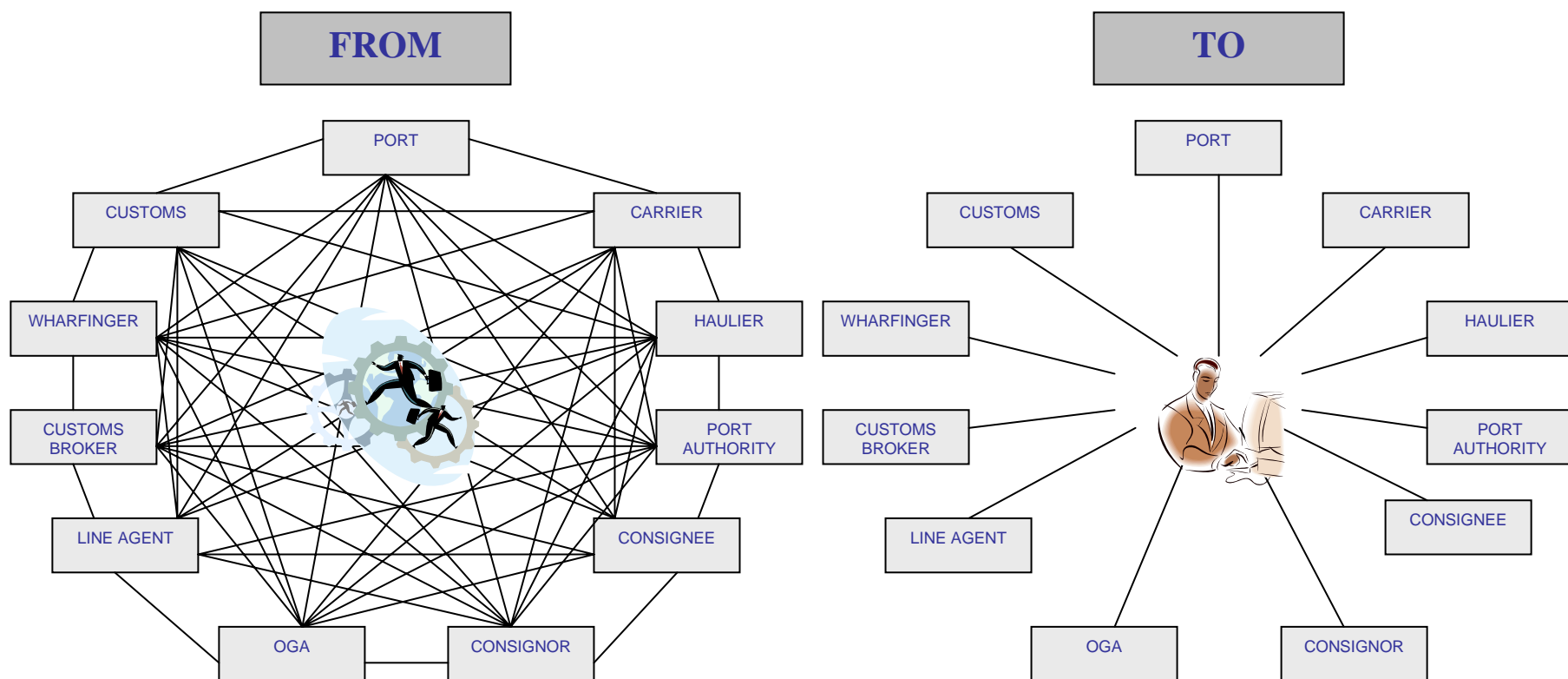
Concept of Single Window

“... a facility that allows parties involved in trade and transport to lodge standardized information and documents with a single entry point to fulfil all import, export, and transit-related regulatory requirements. If information is electronic, then individual data elements should only be submitted once.”

UN/CEFACT Recommendation 33

Development of Single Window

Why Single Window?



Traders benefit from less paperwork, shorter time for document processing, cost-saving from less error and faster clearance

Government benefits from improved coordination of border controls, higher compliance, better risk management and accurate trade statistics

Development of Single Window in the region

➤ National Single Window initiatives

- ✓ Hong Kong, China: DTTN/Tradelink
- ✓ Japan: NACCS
- ✓ Korea (Republic of) : KTNET - uTradeHub
- ✓ Malaysia: Dagang Net
- ✓ Singapore: TradeNet®
- ✓ In progress: Thailand, China, Indonesia, Philippines.....

➤ Regional cooperation on Single Window

- ✓ ASEAN Single Window
- ✓ Cooperation on Single Window in APEC

Development of Single Window: Key elements

- Institutional arrangement
- Single Window model adapted to specific conditions
- Business model – investment and operation
- Functions – services
- Appropriate legal framework
- Human resource trainings
- Technical support

Coordination and cooperation among stakeholders

- Coordination and cooperation between government agencies
 - ✓ About 66 government agencies directly involved in or require information in import, export or transit processes of goods, conveyances, crew or transport equipment – A case in the Republic of Korea (APEC 2007)
- Partnership between government and trade
 - ✓ The success of the Single Window depends critically on the involvement, commitment and readiness of relevant public and private stakeholders

Supporting international standards and tools

➤ Such as:

- ✓ UN/CEFACT Recommendation No. 33
- ✓ WCO Revised Kyoto Convention
- ✓ United Nations Layout Key for Trade Documents (UNLK)
- ✓ United Nations Trade Data Elements Directory (UNTDDED)
- ✓ UN/LOCODE
- ✓ UN/EDIFACT
- ✓ WCO Customs Data Model



A Joint Project Of The Five UN Regional Commissions



ECE

ECLAC

ESCWA

ESCAP

ECA

The establishment of a Toolkit and an Internet based Repository provides a platform to develop, publish and promote national sets of trade document forms. It provides assistance and incentive for Governments and trade associations to simplify document requirements and develop consistent national series of trade documents. Traders can download international trade documents, enter data and print and email the completed document.


The system responds to the need for simplification of document requirements and transparency of the administration of trade under GATT Article VIII and X, the need for efficient and standardised information exchange in global supply chains and the Governments need for better data and automated risk assessment. [More info..](#)



Trade Documents Repository

UN Repository of trade documents and guidelines collected from various countries.


[enter..](#) (work in progress)

[rss 2.0](#)

Trade Document Toolkit

Provides set of tools and guidelines for trade facilitators to design aligned national trade documents.

[enter..](#)



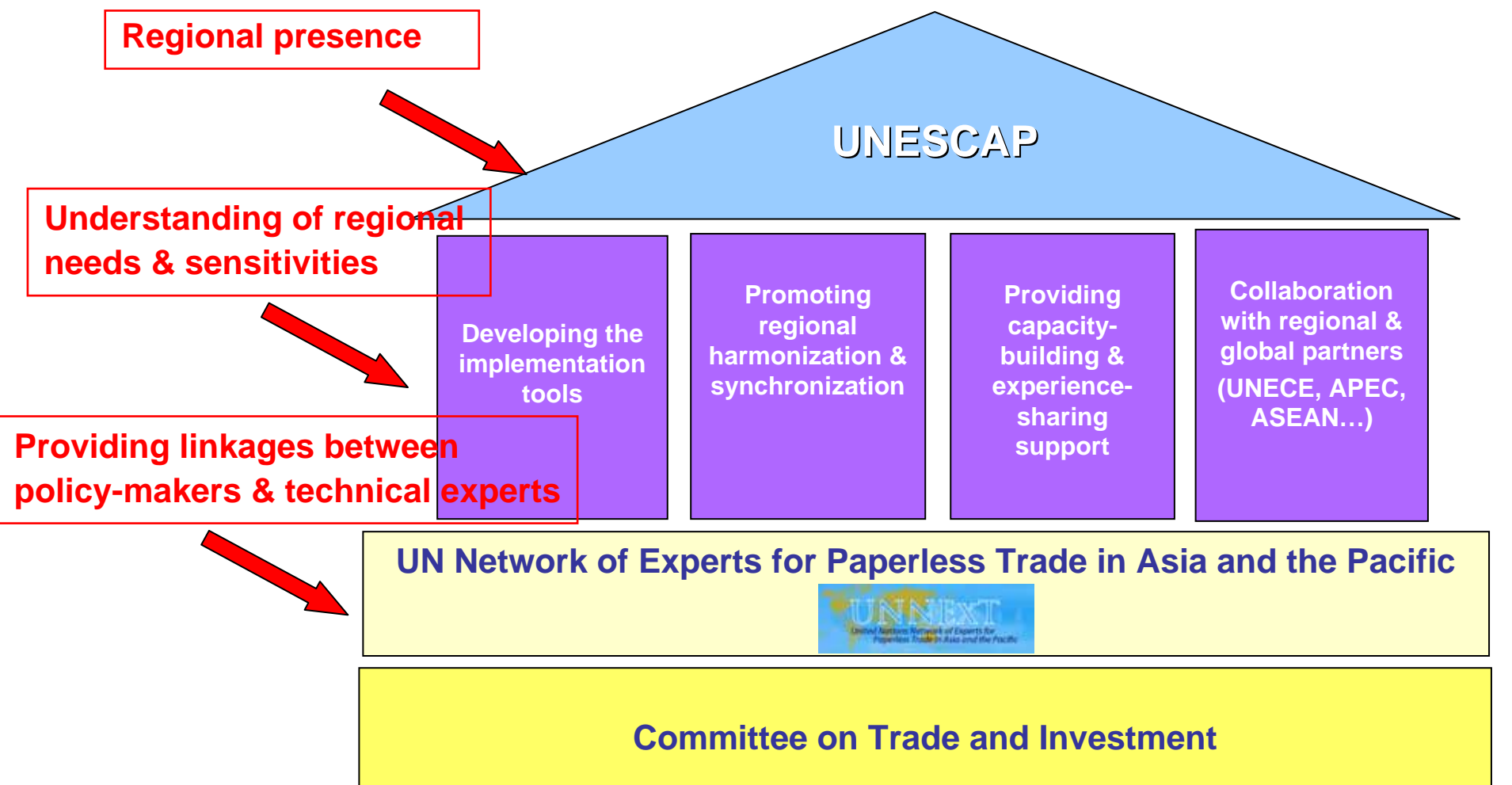
SingleWindow Repository

UNECE repository of case studies for Single Window implementations around the world.

ESCAP approach in promoting single window

- Assisting Member States to identify constraints and needs, develop and implement strategies and action plans
- Promoting the adoption of global standards and solutions
- Providing a regional platform for information and experience sharing by involving all stakeholders – public and private, policy makers and experts
- Through:
 - ✓ Knowledge dissemination, information and experience sharing – UN NExT, Regional Forum on Trade Facilitation
 - ✓ Capacity building activities and advisor service – UNDA 5th Project, UNDA 6th Project.....
 - ✓ Analytical work and development of implementation guidelines – ARTNeT, Business Process Analysis Guidelines.....
 - ✓ Coordination and cooperation with other international & regional organizations, such as UNECE, WCO, ADB.

ESCAP approach in promoting single window



[Home](#)[Forum](#)[Regional Network](#)[Paperless Trade](#)[Knowledge Sharing](#)

Regional Network

Latest News

APEC countries endorsed establishment of the UN Network of Expert for Paperless Trade at the APEC Symposium on Data Harmonization towards Single Window Paperless Environment that took place on 19-20 January 2009 in Bangkok.

Menu

[How To Join?](#)[Events](#)[Activities](#)

ESCAP approach in promoting single window

The activities of UN NExT cover the following areas:

- Business process analysis for simplified trade procedures and documents
- Simplification and automation of trade documents for migration to paperless trade
- Development of aligned sets of national and regional trade documents
- Regional harmonization of data requirements
- Regulatory framework
- Business model (including management, financial and operational arrangements)

Thank you

pengb@un.org

